

Panasonic®

Tablet Computer

Model No. **FZ-E1** series

Safety precautions (English)	2
Regulatory information (English)	12
• Refer to the Operating Instructions – Basic Guide by downloading from the URL below	
Licenses	25
Panasonic Warranty	26

URL:- http://pc-dl.panasonic.co.jp/itn/manual/menu_en.html




Please read the separate Windows Embedded 8.1 Handheld Software License Terms before using this product.

Safety precautions (English)




To reduce the risk of injury, loss of life, electric shock, fire, malfunction, and damage to equipment or property, always observe the following safety precautions.

Explanation of symbol word panels








The following symbol word panels are used to classify and describe the level of hazard, injury, and property damage caused when the denotation is disregarded and improper use is performed.







 DANGER	Denotes potential hazards that will result in serious injury or death.
 WARNING	Denotes potential hazards that could result in serious injury or death.
 CAUTION	Denotes potential hazards that could result in minor injury.
NOTICE	Denotes potential hazards that could result in property damage.








The following symbols are used to classify and describe the type of instructions to be observed.






	This symbol is used to alert users to specific operating procedures that must not be performed.
	This symbol is used to alert users to specific operating procedures that must be followed in order to operate the product safely.
	This symbol is used to alert users to specific operating procedures for which special attention is required.

WARNING

	<p>When using the product for extended periods, do not expose your skin to the product or AC adaptor for a prolonged period. Generated heat can cause low-temperature burns.</p>
	<p>Do not disassemble, repair, or modify the product. These may cause electric shock or fire.</p>
	<p>Do not insert foreign objects into the product. This may cause the battery to short circuit or overheat, which may result in fire or electric shock.</p>
	<p>Do not allow conductive metallic materials to touch the expansion bus connector. This may cause a short circuit and overheating, which may result in rupture or fire.</p>
	<p>Use only specified batteries. Use of unspecified batteries may result in electrolyte leakage, overheating, rupture, or fire.</p>
	<p>Use only specified AC adaptors. Use of unspecified AC adaptors may result in overheating, fire, or rupture.</p>
	<p>Stop using the product if any of the following occurs.</p> <ul style="list-style-type: none"> – Product emits smoke, unusual sound, or unusual smell – Water or foreign object enters the product – Product is damaged – Product becomes unusually hot <p>Failure to do so may result in fire or electric shock. Turn the product off, disconnect it from the power supply, and then remove the battery. Contact your technical support representative for support or repair.</p>

	Do not touch the product or cables during lightning storms if the product is connected to an AC adaptor. There is a remote chance of electric shock.
	Close the headset jack cover and interface cover when using the product near water or other liquids, and in areas with a high concentration of moisture, steam, dust, oily vapors, etc. Foreign material that enters the product may cause fire or electric shock. If foreign material enters the product, turn the product off, disconnect it from the power supply, and then remove the battery. Contact your technical support representative for support or repair.
	Keep SD cards out of the reach of infants and small children. Small objects are suffocation and choking hazards. In the event of accidental swallowing, seek medical help immediately.
	Keep SIM cards out of the reach of infants and small children. Small objects are suffocation and choking hazards. In the event of accidental swallowing, seek medical help immediately.
	Stop using the product immediately and consult your doctor if you feel any discomfort when staring at flashing lights on the screen. A very small percentage of individuals may experience seizures or blackouts when exposed to certain light patterns or flashing lights for extended periods.
	Do not use the product near automatic control equipment such as automatic doors, fire alarms, etc. RF signals generated by the product may interfere with the proper operation of such equipment.

	<p>Do not leave any water droplets on the product. Water droplets may cause the DC input jack, micro USB port, or headset jack to short circuit.</p>
	<p>Do not puncture the product with a sharp object. This may cause overheating or fire.</p>
	<p>Do not turn the volume up too loud when using headphones. Listening at high volumes for extended periods may result in loss of hearing.</p>
	<p>Do not operate the product while walking, driving, riding a bicycle, etc. Being distracted while engaging in these kinds of activities can cause accidents or falls.</p>
	<p>Do not use headphones while driving or in potentially dangerous areas or situations. Your inability to hear the sounds around you can cause accidents. Take special care at rail crossings, station platforms, roads, construction sites, etc.</p>
	<p>For models with an optional barcode reader: Do not look directly at the red beam for an extended period or point the barcode reader at another person's eyes. This may damage the eyes.</p>
	<p>Clean dust and other debris on the AC plug regularly. If dust or other debris accumulates on the plug, humidity, etc. may cause a defect in the insulation, which may result in a fire.</p> <ul style="list-style-type: none"> • Pull the plug, and wipe it with a dry cloth. <p>Pull the plug if the computer is not being used for a long period of time.</p>

	<p>Do not do anything that may damage the AC cord, the AC plug, or the AC adaptor.</p> <p>Do not damage or modify the cord, place it near hot tools, bend, twist, or pull it forcefully, place heavy objects on it, or bundle it tightly.</p> <p>Continuing to use a damaged cord may result in fire, short circuit, or electric shock.</p>
	<p>Do not expose the AC cord, AC adaptor, or the battery to water or other liquids.</p> <p>Doing so may cause a short circuit, generation of heat, overheating, or rupture, which may result in a fire, electric shocks, and/or injury.</p>
	<p>Do not pull or insert the AC plug if your hands are wet.</p> <p>Electric shock may result.</p>
	<p>Do not connect the AC adaptor to a power source other than a standard household AC outlet.</p> <p>Otherwise, a fire due to overheating may result.</p> <p>Connecting to a DC/AC converter (inverter) may damage the AC adaptor. On an airplane, only connect the AC adaptor/charger to an AC outlet specifically approved for such use.</p>
	<p>Insert the AC plug completely.</p> <p>If the plug is not inserted completely, fire due to overheating or electric shock may result.</p> <ul style="list-style-type: none"> • Do not use a damaged plug or loose AC outlet.



CAUTION



If glass components are damaged, be careful of broken glass or internal components that may become exposed.

Failure to do so can cause injury.



Do not place the product on an unstable surface.

The product may drop, resulting in injury.



Take a 10–15 minute break every hour when using the product.

Using the product continuously for extended periods may cause strain injuries and may have detrimental health effects on your eyes, hands, or other parts of your body.









Do not look directly at the flash or point it at another person's eyes.

This may damage the eyes or cause temporary loss of eyesight which could result in an accident.



Do not leave the product in extremely high temperature environments for an extended period.

Leaving the product where it will be exposed to extremely high temperatures, such as near fire or in direct sunlight, may deform the product or cause damage or malfunction to its internal components. Using the product in these conditions may cause short circuit, insulation defects, etc., which may in turn cause fire or electric shock.

	<p>Do not expose the skin to the product when using the product in hot or cold environments. Burns, low-temperature burns, or frostbite may result. If direct contact with the skin is necessary, perform the operation as quickly as possible.</p>
	<p>Turn down the volume before connecting headphones. After connecting the headphones, increase the volume gradually. If you connect headphones when the volume is set too high, your ears may be exposed to excessively high volume which may damage your hearing.</p>
	<p>Do not stack the product. If balance is lost, the product may fall over or drop, resulting in an injury.</p>
	<p>For models with an optional barcode reader: Do not look directly at the white beam for an extended period or point the barcode reader at another person's eyes. This may damage the eyes.</p>
	<p>Hold the plug when unplugging the AC plug. Pulling on the cord may damage the cord, resulting in a fire or electric shock.</p>
	<p>Do not move this product while the AC plug is connected. The AC cord may be damaged, resulting in fire or electric shock.</p> <ul style="list-style-type: none"> • If the AC cord is damaged, unplug the AC plug immediately.



Do not subject the AC adaptor to any strong impact.

Using the AC adaptor after a strong impact such as being dropped may result in electric shock, short circuit, or fire.

- Contact your technical support representative for support or repair.

NOTICE

Do not place objects on the surface of the product or press down hard on the product with sharp objects.

The screen surface could be scratched.

When in low-temperature environments, dry off the product if it becomes wet.

If the product becomes wet in temperatures of 0 °C or below, freeze damage may occur.

Confirm the safety and security of software before downloading or installing it on the product.

Installing malware or viruses can cause malfunction and the disclosure of any private information stored in the product, or may cause excessive sound volume.

Turn off the product before removing the SIM card or SD card.








Failure to do so can result in data loss or damage to the SIM card, the SD card, or the product.

Do not place the product near a television or radio receiver.

This may cause television or radio interference.

Battery

DANGER

	The battery is for use solely with the specified product. Do not use it with any other products. Overheating, fire, or rupture may result.
	Do not disassemble, modify, or insert sharp foreign objects into the battery. Electrolyte leakage, overheating, fire, or rupture may result.
	Do not crush, bend, deform, puncture, shred, throw, or apply high pressure to the battery. These may cause a short circuit, electric shock, electrolyte leakage, overheating, rupture, or fire.
	Do not use the battery if it becomes noticeably damaged or deformed. Electrolyte leakage, overheating, smoke, rupture, or fire may result.
	Do not short the positive (+) and negative (–) contacts. Do not carry the battery around or store it together with necklaces, hairpins, etc. Overheating, fire, or rupture may result.
	Do not throw the battery into a fire or expose it to excessive heat. Overheating, fire, or rupture may result.
	Keep the battery away from extreme heat, such as fire and direct sunlight. Electrolyte leakage, overheating, fire, or rupture may result.



When charging the battery with a battery charger/ cradle, use only the specified charger/cradle.
Overheating, fire, or rupture may result.



WARNING



Do not subject the battery to strong impact, vibration, or rough handling.
This may cause electrolyte leakage, overheating, rupture, or fire.



Do not charge the battery using methods other than those specified.
Improper battery use may cause electrolyte leakage, overheating, rupture, or fire.



If electrolyte from the battery comes into contact with the eyes, skin, or clothing, rinse it off thoroughly.
Electrolyte may cause blindness if it comes into contact with the eyes. If contact occurs, flush the eyes with clean water and seek medical advice.



If the battery smells or leaks electrolyte, keep the battery away from fire.
Overheating, fire, or rupture may result.



Do not place the battery in microwave ovens or pressurized containers.
Sudden application of heat may damage the battery's case, resulting in electrolyte leakage, overheating, smoke, rupture, or fire.

Regulatory information (English)

This product and your health

This product, like other radio devices, emits radio frequency electromagnetic energy. Because this product operates within the guidelines found in radio frequency safety standards and recommendations, we believe this product is safe for use by consumers. These standards and recommendations reflect the consensus of the scientific community and result from deliberations of panels and committees of scientists who continually review and interpret the extensive research literature. In some situations or environments, the use of this product may be restricted by the proprietor of the building or responsible representatives of the organization. These situations may for example include:

- Using this product on board of airplanes, or
- In any other environment where the risk of interference to other devices or services is perceived or identified as harmful.

If you are uncertain of the policy that applies on the use of wireless devices in a specific organization or environment (e.g. airports), you are encouraged to ask for authorization to use this product prior to turning on the product.

Information to the user

We are not responsible for any radio or television interference caused by unauthorized modification of this product. The correction of interference caused by such unauthorized modification will be the responsibility of the user. We and our authorized resellers or distributors are not liable for damage or violation of government regulations that may arise from failing to comply with these guidelines.

Disposal of Old Equipment and Batteries Only for European Union and countries with recycling systems

These symbols on the products, packaging, and/or accompanying documents mean that used electrical and electronic products and batteries must not be mixed with general household waste.



For proper treatment, recovery and recycling of old products and used batteries, please take them to applicable collection points in accordance with your national legislation. By disposing of them correctly, you will help to save valuable resources and prevent any potential negative effects on human health and the environment.

For more information about collection and recycling, please contact your local municipality. Penalties may be applicable for incorrect disposal of this waste, in accordance with national legislation.



Note for the battery symbol (bottom symbol):

This symbol might be used in combination with a chemical symbol. In this case it complies with the requirement set by the Directive for the chemical involved.

Additional safety precautions

Posted facilities

- Turn off the product when in hospitals, health care facilities, or any facility where posted notices require you to do so. Hospitals and health care facilities may be using equipment that could be sensitive to external RF energy.

Pacemakers

- Medical device manufacturers recommend a minimum separation of 15 cm between a wireless device and an implanted medical device, such as a pacemaker or implanted cardioverter defibrillator, to avoid potential interference with the medical device.
- Persons with pacemakers:
 - Should ALWAYS keep this product more than 15 cm from their pacemaker when this product is turned ON;
 - Should use the ear opposite the pacemaker to minimize the potential for interference;
 - Should not carry this product in a breast pocket;
 - Should turn off the product immediately if there is any reason to suspect that interference is taking place.

Hearing aids

- Some digital wireless products may interfere with some hearing aids. In the event of such interference, consult the manufacturer of your hearing aid to discuss alternatives.

Other medical devices

- If you use any other personal medical device, consult the manufacturer of your device to determine if it is adequately shielded from external RF energy. Your physician may be able to assist you in obtaining this information.

Aircraft

- Turn off the product after boarding an aircraft, when instructed by flight staff. Obey instructions from flight staff regarding the use of the product in flight. Using this product in an aircraft may be hazardous to the aircraft's operation and disrupt wireless communication, and may also be illegal.

Potentially explosive atmosphere

- Turn off the product in areas where a potentially explosive atmosphere exists and obey all signs and instructions. Sparks

in such areas could cause an explosion or fire resulting in injury or even death.

- Areas with potentially explosive atmosphere may include fueling areas, chemical plants, below deck on boats, fuel or chemical transfer or storage facilities, vehicles using petroleum or natural gas, or areas where the atmosphere contains particles such as grain, dust, or metallic powders, and any other area where you would normally be advised to turn off your vehicle engine.

Electronic devices

- This product receives and transmits radio frequency signals while switched on. Most electronic equipment is shielded from RF signals. However, certain electronic equipment may not be shielded against the RF signals from this product. Therefore, the use must be restricted in certain situations to avoid interference.

Driving

- Give full attention to driving. Driving safely is your first responsibility.
- Pull off the road and park before placing or answering a call. It is unsafe to operate the product while driving.
- Check the laws and regulations in the areas where you drive, and always obey them.
- Only qualified personnel should install the product in a vehicle. Check regularly that the product is securely mounted in your vehicle and operating properly.
- Do not place or install the product in the area over the air bag or in the air bag deployment area. If the air bag inflates, serious injury and/or damage could result.
- RF signals may affect improperly installed or inadequately shielded electronic systems in motor vehicles. Consult the manufacturer (or its representative) of the vehicle and any

equipment that has been added to the vehicle regarding the use of mobile products.

- Use hands-free operation, if available and legally permitted.

Emergency communications

- Never rely solely on a mobile product for essential or emergency communications. Network connections can be affected by remaining battery level, radio signals, service networks, and other conditions, and as a result, emergency communications cannot be guaranteed in all conditions.

Antenna

- Do not replace the antenna. Unauthorized antennas, modifications, or attachments could damage the product.
- Do not touch or cover the antenna area while the product is on. Call quality, power levels, and the overall performance of the product may be affected.

Volume

- Do not turn the volume up too loud when using headphones and earphones.



- Exposure to excessive sound pressure levels for extended periods may cause hearing damage.
- Being unable to hear sounds in your environment may lead to accidents.

AC adaptor

- The AC adaptor is used as the main disconnect device. Ensure that the AC outlet is installed near the product and is easily accessible.

Laser device caution

(for models with an optional barcode reader)

CAUTION!

THIS PRODUCT UTILIZES A LASER.

USE OF CONTROLS, ADJUSTMENTS OR PERFORMANCE OF PROCEDURES OTHER THAN THOSE SPECIFIED HEREIN MAY RESULT IN HAZARDOUS RADIATION EXPOSURE.

DO NOT OPEN COVERS AND DO NOT REPAIR YOURSELF.

REFER SERVICING TO QUALIFIED PERSONNEL.


This product is using lasers that comply with IEC60825-1:2007 regulations.

This product utilizes a "Class 2" laser.

Class 2 laser readers use a low power, visible diode. As with any very bright light source, such as the sun, the user should avoid staring directly into the light beam. Momentary exposure to a Class 2 laser is not known to be harmful.

Caution: Procedures other than those specified herein may result in hazardous radiation exposure.

Labeling and device location



Intended use

- This product is not intended for use as, or as part of, nuclear equipment/systems, air traffic control equipment/systems, aircraft cockpit equipment/systems^{*1}, medical devices or accessories^{*2}, life-support systems or other equipment/devices/systems that are involved with ensuring human life or safety. Panasonic will not be responsible for any liability resulting from the use of this product arising out of the foregoing uses.

^{*1} Aircraft cockpit equipment/systems include Class 2 Electrical Flight Bag (EFB) Systems and Class 1 EFB Systems when used during critical phases of flight (e.g., during take-off and landing) and/or mounted on to the aircraft. Class 1 EFB Systems and 2 EFB Systems are

defined by FAA: AC (Advisory Circular) 120-76A or JAA: JAA TGL (Temporary Guidance Leaflets) No.36.

*2 As defined by the European Medical Device Directive (MDD) 93/42/EEC.

- Panasonic cannot guarantee any specifications, technologies, reliability, safety (e.g., Flammability/Smoke/Toxicity/Radio Frequency Emission, etc.) requirements related to aviation standards and medical equipment standards that differ from the specifications of our COTS (Commercial-Off-The-Shelf) products.
- This product is not intended for use in medical equipment including life-support systems, air traffic control systems, or other equipment, devices or systems that are involved with ensuring human life or safety. Panasonic cannot be held responsible in any way for any damages or loss resulting from the use of this unit in these types of equipment, devices or systems, etc. This product has been designed so as to minimize shock to the LCD, the leakage of liquid (e.g., water) on to the buttons, etc., but no warranty is provided against such trouble. Therefore, as a precision instrument, be extremely careful in the handling of the product.

General information

SAR (Specific Absorption Rates)

This product is a radio transmitter and receiver. When it is on, it receives and transmits RF energy. When you are on a phone call, the system handling your call controls the power level at which the product transmits. This product is designed not to exceed the limits for exposure to radio waves recommended by international guidelines. These guidelines were developed by the independent scientific organization ICNIRP and include safety margins designed to assure the protection of all persons, regardless of age and health. The guidelines use a unit of measurement known as the Specific Absorption Rate, or SAR. The SAR limit for mobile devices is 2 W/kg and the highest SAR value for this product when tested at the

ear is 0.493 W/kg (for models supporting cellular transmission) and 0.0371 W/kg (for models supporting Wi-Fi transmission only)*¹.

For body-worn operation, this product has been tested and meets RF exposure guidelines when used with a Panasonic accessory designated for this product and when used with an accessory that contains no metal and that positions the mobile device a minimum of 5 mm from the body.

In this case, the highest tested SAR value is 1.282 W/kg (for models supporting cellular transmission) and 0.172 W/kg (for models supporting Wi-Fi transmission only). Use of other accessories may not ensure compliance with RF exposure guidelines. As SAR is measured utilizing the product's highest transmitting power the actual SAR of this product while operating is typically below that indicated above. This is due to automatic changes to the power level of the product to ensure it only uses the minimum level required to reach the network.

The World Health Organization has stated that present scientific information does not indicate the need for any special precautions for the use of mobile devices. They note that if you want to reduce your exposure then you can do so by limiting the length of calls or using a hands-free device to keep the mobile device away from the head and body.

*1 The tests are carried out in accordance with international guidelines for testing.

Wi-Fi use

Operation of the device in the 5 GHz frequency band is restricted to indoor use only in the following countries.

AT BE BG CH CY CZ DE DK EE EL ES

FI FR HR HU IE IS IT LI LT LU LV MT

NL NO PL PT RO SE SI SK TR UK

Declaration of Conformity (DoC)

Hereby, Panasonic declares that the radio equipment type FZ-E1 (Model No. FZ-E1BF, FZ-E1DF, FZ-E1BFCB and FZ-E1DFCB) is

in compliance with Directive 2014/53/EU. The full text of the EU declaration of conformity is available at the following internet address:

<http://www.ptc.panasonic.eu>

Contact to Authorised Representative:

Panasonic Testing Centre

Panasonic Marketing Europe GmbH

Winsbergring 15, 22525 Hamburg, Germany

Maximum radio-frequency power transmitted in the frequency bands

	Frequency band	Maximum transmit power
Wi-Fi 2.4 GHz	TX/RX 2412 MHz - 2472 MHz	16.90 dBm (e.i.r.p.)
Wi-Fi 5 GHz	TX/RX 5180 MHz - 5700 MHz	17.99 dBm (e.i.r.p.)
Bluetooth	TX/RX 2402 MHz - 2480 MHz	8.40 dBm (e.i.r.p.)
NFC	TX/RX 13.56 MHz	-13.34 dBuA/m at 10 m
GNSS	RX L1 1575.42 MHz (GPS), 1598.0625 MHz - 1605.375 MHz (GLONASS)	-
GSM	TX 880.2 MHz - 914.8 MHz, RX 925.2 MHz - 959.8 MHz	32.5 dBm (Power class 4)
DCS	TX 1710.2 MHz - 1784.8 MHz, RX 1805.2 MHz - 1879.8 MHz	29.5 dBm (Power class 1)
WCDMA FDD I	TX 1922.4 MHz - 1977.6 MHz, RX 2112.4 MHz - 2167.6 MHz	23 dBm (Power class 3)
WCDMA FDD VIII	TX 882.4 MHz - 912.6 MHz, RX 927.4 MHz - 957.6 MHz	23 dBm (Power class 3)
LTE Band 3	TX 1710.7 MHz - 1784.3 MHz, RX 1805.7 MHz - 1879.3 MHz	23 dBm (Power class 3)
LTE Band 7	TX 2502.5 MHz - 2567.5 MHz, RX 2622.5 MHz - 2687.5 MHz	23 dBm (Power class 3)
LTE Band 20	TX 834.5 MHz - 859.5 MHz, RX 793.5 MHz - 818.5 MHz	23 dBm (Power class 3)

Caution

Risk of explosion if battery is replaced by an incorrect type.
Dispose of used batteries according to the instructions.

Interface Cable

- Use of an interface cable longer than 3 m is not recommended.

Ecodesign information

Ecodesign information under EU Regulation (EC) No.1275/2008
amended by (EU) Regulation No.801/2013. From 1 January 2015.

please visit here: www.ptc.panasonic.eu
click [Downloads] → Energy related products information (Public)

Power consumption in networked standby and guidance are
mentioned in the web site above.

Explanation of graphical symbols on nameplate

~ : Alternating current

=== : Direct current



For UK

For your safety, please read the following text carefully.

This appliance is supplied with a molded three pin mains plug for
your safety and convenience.

A 3 ampere fuse is fitted in this plug.

Should the fuse need to be replaced please ensure that the
replacement fuse has a rating of 3 ampere and that it is approved
by ASTA or BSI to BS1362.

Check for the ASTA mark  or the BSI mark  on the body
of the fuse.

If the plug contains a removable fuse cover you must ensure that
it is refitted when the fuse is replaced.

If you lose the fuse cover the plug must not be used until a replacement cover is obtained. A replacement fuse cover can be purchased from your local dealer.

If the fitted molded plug is unsuitable for the socket outlet in your home then the fuse should be removed and the plug cut off and disposed of safely.

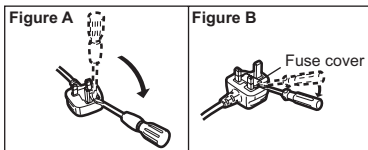
There is a danger of severe electrical shock if the cut off plug is inserted into any 13-ampere socket.

How to replace the fuse

The location of the fuse differs according to the type of AC mains plug (figures A and B).

Confirm the AC mains plug fitted and follow the instructions below. Illustrations may differ from actual AC mains plug.

Open the fuse cover with a screwdriver and replace the fuse and close or attach the fuse cover.



For Turkey / Türkiye için.

AEFF complies with Directive of Turkey.

AEFF Yönetmeliğine Uygundur.

Licenses

- This product is licensed under the MPEG-4 patent portfolio license, AVC patent portfolio license and VC-1 patent portfolio license for the personal use of a consumer or other uses in which it does not receive remuneration to (i) encode video in compliance with the MPEG-4 Visual Standard, AVC Standard and VC-1 Standard ("MPEG-4/AVC/VC-1 Video") and/or (ii) decode MPEG-4/AVC/VC-1 Video that was encoded by a consumer engaged in a personal activity and/or was obtained from a video provider licensed to provide MPEG-4/AVC/VC-1 Video.

No license is granted or shall be implied for any other use.

Additional information may be obtained from MPEG LA, L.L.C. See <http://www.mpegla.com>.

- This product is protected by certain intellectual property rights of Microsoft Corporation and third parties. Use or distribution of such technology outside of this products is prohibited without a license from Microsoft or an authorized Microsoft subsidiary and third parties.

Panasonic Warranty

Personal / Notebook Computers - 36 Month Warranty from Date of Purchase

1. Subject to the conditions of this warranty Panasonic or its Authorised Service Centre will perform necessary service on the product without charge for parts or labour, if in the opinion of Panasonic, the product is found to be faulty within the warranty period.
2. This warranty only applies to Panasonic products purchased in Australia and sold by Panasonic Australia or its Authorised Distributors or Dealers and only where the products are used and serviced within Australia or it's territories. Warranty cover only applies to service carried out by a Panasonic Authorised Service Centre and only if valid proof of purchase is presented when warranty service is requested.
3. This warranty only applies if the product has been installed and used in accordance with the manufacturer's recommendations (as noted in the operating instructions) under normal use and reasonable care (in the opinion of Panasonic). The warranty covers normal use only.
4. Toughbook/Toughpad accessories as packed in the original box such as (stylus, pens, AC charger, combo drive, etc) are covered in warranty for 12 months from the date of purchase.
5. Batteries as packed in the original box are covered in warranty for 6 months from the date of purchase. A battery is considered good if it maintains 50 % of its charge capacity during the warranty period.
6. Additional Accessories sold separate to the main Toughbook/Toughpad box are covered in warranty for 12 months.
7. Consumables sold separate to the main Toughbook/Toughpad box are covered in warranty for 6 months.
8. This warranty does not cover any of the following:

- **No Fault Found (NFF);** any costs incurred where it is found that the Toughbook/Toughpad is functioning normally ("No Fault Found"). Panasonic reserves the right to charge the logistics cost and inspection fee for every NFF case directly to the customer.
- **Negligence, abuse, misuse;** Abuse or misuse in respect of the Toughbook/Toughpad including but not limited to: damage, malfunction or failure resulting from use of incorrect voltages, incorrect installation, accident, misuse, neglect, buildup of dirt or dust, abuse, maladjustment of customer controls, mains supply problems, thunderstorm activity, infestation by insects or vermin, tampering or repair by unauthorised persons (including unauthorised alterations), exposure to abnormally corrosive conditions or any foreign object or matter having entered the product.
- **Tolerance on LCD defect;** The Warranty excludes 3 or less faulty pixels on screen.
- **Wear and Tear;** The cost of remedying or making good solely due to:
 - Wear and Tear, gradual deterioration or oxidation, gradually developing defects, cracks, flaws or fractures;
 - Scratching or chipping of any surfaces.
- **Data:**
 - Loss of or damage to Internal Data. It is the customer's responsibility to backup all data from the hard disk drive before sending equipment for repair. If a problem is related to the HDD or SSD, or the HDD or SSD has to be replaced, Panasonic will only reload the factory pre-installed software for the product onto the replacement drive.
 - Loss of or damage to External Data carrying material and the value to you of data stored on your Toughbook/Toughpad device. External data carrying materials and any computer program or data information recorded thereon unless stated above.

- Software and Settings; the costs of rectifying programming errors or design defects in software. The maladjustment of consumer controls such as function settings.
9. This warranty does not cover the following items unless the fault or defect existed at the time of purchase: Software.
 10. To claim warranty service, when required, you should: Check the Panasonic web site for latest warranty contact. Prepare purchase receipt as proof of purchase date and system serial number which will be required by the Authorised Service Centre.
 11. The Warranty includes the repair or exchange of faulty parts within the product with items that are functionally equivalent to that as originally supplied or better – including new or refurbished parts or units – solely at Panasonic's discretion.
 12. Panasonic will arrange free pick up and return for approved warranty repairs within 50 km of capital city locations. Please ensure your unit is properly packed for return to the service location.
 13. The warranties hereby conferred do not extend to, and exclude, any costs associated with the installation, de-installation or re-installation of a product, including costs related to the mounting, de-mounting or remounting of any screen, (and any other ancillary activities), delivery, handling, freighting, transportation or insurance of the product or any part thereof or replacement of and do not extend to, and exclude, any damage or loss occurring by reason of, during, associated with, or related to such installation, de-installation, re-installation or transit.

In addition to your rights under this warranty, Panasonic products come with consumer guarantees that cannot be excluded under the Australian Consumer Law. If there is a major failure with the product, you can reject the product and elect to have a refund or to have the product replaced or if you wish you may elect to keep the goods and be compensated for the drop in value of the

goods. You are also entitled to have the product repaired or replaced if the product fails to be of acceptable quality and the failure does not amount to a major failure.

If there is a major failure in regard to the product which cannot be remedied then you must notify us within a reasonable period by contacting the Panasonic Customer Care Centre. If the failure in the product is not a major failure then Panasonic may choose to repair or replace the product and will do so in a reasonable period of time from receiving notice from you.

THIS PRODUCT IS NOT INTENDED FOR USE AS, OR AS PART OF, NUCLEAR EQUIPMENT/SYSTEMS, AIR TRAFFIC CONTROL EQUIPMENT/SYSTEMS, OR AIRCRAFT COCKPIT EQUIPMENT/SYSTEMS*1. PANASONIC WILL NOT BE RESPONSIBLE FOR ANY LIABILITY RESULTING FROM THE USE OF THIS PRODUCT ARISING OUT OF THE FOREGOING USES.

AIRCRAFT COCKPIT EQUIPMENT/SYSTEMS include Class2 Electrical Flight Bag (EFB) Systems and Class1 EFB Systems when used during critical phases of flight (eg during take-off and landing) and/or mounted onto the aircraft Class1 EFB Systems and 2 EFB Systems are defined by FAA; AC (Advisory Circular) 120-76A or JAA; JAA TGL, (Temporary Guidance Leaflets) No 3.

**THIS WARRANTY CARD AND THE PURCHASE DOCKET
(OR SIMILAR PROOF OF PURCHASE) SHOULD BE
RETAINED BY THE CUSTOMER AT ALL TIMES**

If you require assistance regarding warranty conditions or any other enquiries, please visit the **Panasonic Australia** website <http://www.panasonic.com/au/support.html> or contact by phone on **1300 132 463**

Panasonic Australia Pty. Limited

ACN 001 592 187 ABN 83 001 592 187

1 Innovation Road, Macquarie Park NSW 2113

www.panasonic.com.au

PRO-031-F37 Issue: 4.0

01-06-2015

Panasonic Mobile Communications Co., Ltd.
600 Saedo-cho, Tsuzuki-ku, Yokohama-city,
Kanagawa 224-8539, Japan

Panasonic Australia Pty. Limited
ACN 001 592 187 ABN 83 001 592 187
1 Innovation Road, Macquarie Park, NSW 2113

Web Site : <https://panasonic.net/cns/pc/>

© Panasonic Mobile Communications Co., Ltd. 2015-2017



DHQX1079YA/J1

DHQX1079YA/J1
C0715-1047
Printed in Japan